

Enantioselective formal synthesis of tridemethylisovelleral

Daniel Röme, Martin Johansson* and Olov Sterner

Division of Organic Chemistry, Lund University, PO Box 124, S-22100 Lund, Sweden

Received 11 October 2006; revised 8 November 2006; accepted 17 November 2006

Available online 11 December 2006

Abstract—A simple and efficient synthetic route to the bicyclic α,β -unsaturated β -keto ester methyl (3*aS*,7*aS*)-6-oxo-2,3,3*a*,6,7,7*a*-hexahydro-1*H*-indene-5-carboxylate, a versatile intermediate in the synthesis of biologically active unsaturated 1,4-dialdehydes, is described. The synthesis includes a chirality introducing nonenzymatic asymmetric desymmetrization (ADS) reaction of a cyclic *meso*-anhydride **4** and a modified Hofmann method for preparing exocyclic dienes. The ester was synthesized in a moderate overall yield (19%) from **6** and with an excellent enantioselectivity (>90%).

© 2006 Elsevier Ltd. All rights reserved.

(+)-Isovelleral (**1**), a thoroughly studied fungal metabolite found in the fruit bodies of *Lactarius vellereus*, possesses potent antimicrobial and cytotoxic activities.¹ The biological activities are linked to the presence of an unsaturated 1,4-dialdehyde moiety and a cyclopropane ring. The rationally designed synthetic racemic analog tridemethylisovelleral (**2**) proved to be an even more potent compound with antitumour properties in sub-nanomolar concentrations.² Because of these results we desired to prepare **2** in enantiomerically pure form since (+)-isovelleral and its stereoisomers have been shown to possess significantly different biological activities (Fig. 1).^{1a} Inspired by the pseudo- C_2 -symmetry of **2** (Scheme 1) we were interested in studying the possibility of utilizing a nonenzymatic asymmetric desymmetrization (ADS)³ reaction in the synthesis of this compound. A symmetry-breaking hydrolytic opening of a *meso*-anhydride would lead to a non-racemic ester carboxylic acid. The *meso*-anhydride could be formed through a diastereoselective Diels–Alder reaction between a 1,3-

diene and maleic anhydride. ADS reactions are powerful methods of establishing several stereocentres in a single symmetry-breaking operation. Considerable attention has been given to the use of prochiral cyclic anhydrides,⁴ which are readily available through the Diels–Alder reaction of maleic anhydride and suitable dienes as substrates. The catalytic ADS of cyclic anhydrides often utilizes bis-cinchona derived catalysts⁵ such as hydroquinine (anthraquinone-1,4-diyl) diether ((DHQ)₂AQN) and hydroquinidine (anthraquinone-1,4-diyl) diether ((DHQD)₂AQN).

This synthetic methodology could possibly also be used in the synthesis of other marasmanes or terpenoids with compounds such as **3** as key intermediates.

Preparation of the *meso*-anhydride for the ADS reaction required an efficient method for the synthesis of dimethylene compound **6**. Exocyclic 1,3-dienes are especially interesting and useful compounds, but have proven to be quite difficult to prepare since they easily rearrange to more substituted conjugated alkenes. Exocyclic dienes are usually formed via a Hofmann elimination,⁶ or by some other pyrolysis reaction,⁷ but can also be synthesized via vinylogous Peterson olefination,⁸ E2-elimination⁹ and allene dimerization.¹⁰ A prerequisite for the Hofmann elimination is the presence of a hydroxide counter-ion, which is usually obtained from the corresponding halide with moist silver oxide. Ion-exchange resins have in some cases¹¹ been used instead of silver oxide to effect ion exchange, since the oxide is light sensitive and expensive. The resins themselves are quite expensive too, but they are very stable and recyclable.


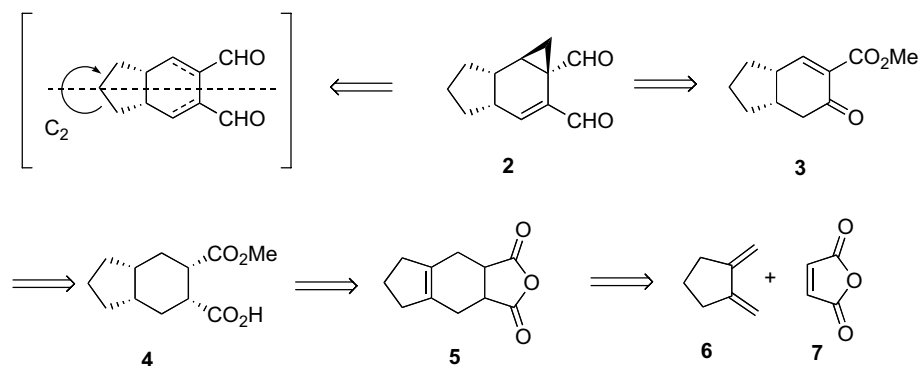


Figure 1.

* Corresponding author. Tel.: +46 708678687; fax: +46 462228209; e-mail: martin.johansson@organic.lu.se



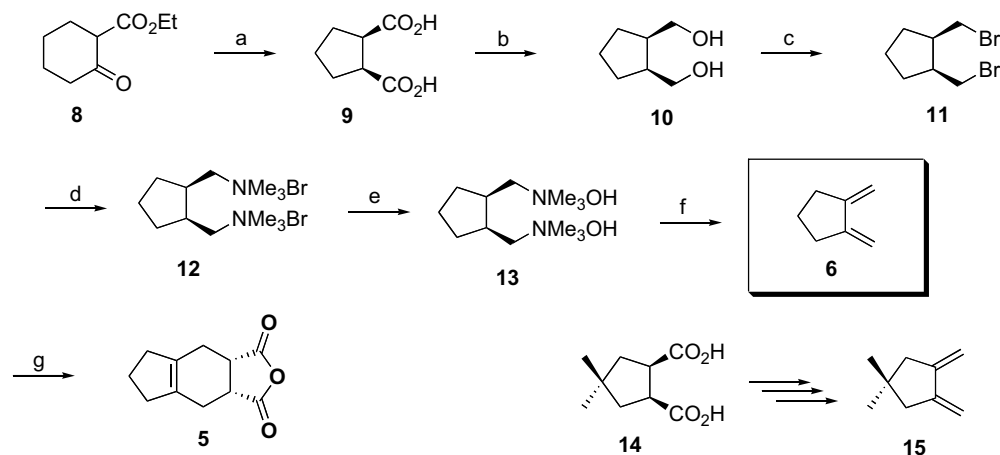
Scheme 1. Retrosynthetic analysis.

As a part of this project we were interested in exploring the formation of exocyclic dienes without the use of silver reagents.

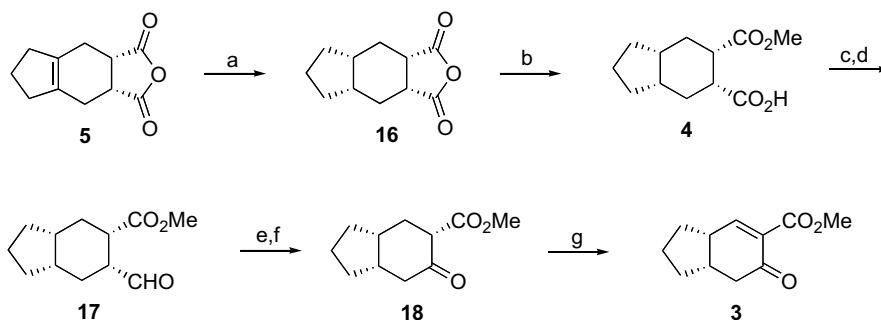
The synthesis of the dienes studied in this investigation began with the bromination of β -keto ester **8**, which in turn was subjected to a Favorskii rearrangement and recrystallized to give diacid **9** in a 74% yield (Scheme 2).¹² Diacid **9** was then converted directly to diol **10** with borane dimethyl sulfide complex in the presence trimethylborate.¹³ Treatment of crude **10** with phosphorus tribromide gave crude **11**, which was immediately converted into the bis-quaternary ammonium bromide **12**^{7a} with an excess of ethanolic trimethylamine at 100 °C. The bromide counter-ion was exchanged for hydroxide using a strong basic ion-exchange resin (DOWEX 550A OH). The resin was activated prior to use and could be used again after regeneration.¹⁴ Thermal decomposition of the bis-quaternary ammonium hydroxide **13** gave the desired diene **6** in an acceptable yield. The presence of the diene was confirmed by NMR and by preparation of the Diels–Alder adduct with maleic anhydride. Crude **6** was reacted with maleic anhydride in benzene at room temperature to provide *meso*-anhydride **5** in an excellent yield. 1,1-Dimethyl-3,4-bis-methylene-cyclopentane (**15**) was prepared in

an analogous manner from the corresponding diacid (**14**).

In order to convert **5** into ketoester **3**, the carbon–carbon double bond had to be reduced (Scheme 3). Although tetra-substituted alkenes are known to be resistant towards standard hydrogenation conditions, substrates similar to **5** have been reduced with Adam's catalyst in dry THF.¹⁵ These conditions effected the desired reduction with an excellent stereoselectivity and without any ring opening or reduction of the cyclic anhydride to afford **16**. There are several ADS-catalysts available, however, many are required in stoichiometric amounts. The catalyst (DHQD)₂AQN is effective even at low concentrations (<10 mol %) and was considered for the desired transformation.⁴ In the event, the (DHQD)₂AQN-catalyzed ADS methanolysis of **16** afforded **4** in more than 90% enantiomeric excess¹⁶ and in a good yield. Mono-acid **4** was then conveniently converted into the corresponding acid chloride with oxalyl chloride in toluene with a constant purge of nitrogen, to remove produced hydrochloric acid. Subsequent catalytic hydrogenation with Pd/C and 2,6-lutidine, used to lower the catalyst activity, in THF at 40 psi and room temperature¹⁷ afforded aldehyde **17**, which was directly converted to the corresponding trimethylsilylenol ether.



Scheme 2. Reagents and conditions: (a) (i) Br₂, CHCl₃, 0 °C to rt, overnight; (ii) KOH, H₂O, 0 °C to rt, 74%; (b) BH₃·SMe₂, B(OMe)₃, THF, 0 °C to rt, overnight; (c) PBr₃, –10 °C → rt → 85 °C, overnight; (d) NMe₃ (33% in EtOH), sealed tube 100 °C, overnight, 47% from **10**; (e) DOWEX 550A OH, H₂O; (f) pyrolysis, 200 mmHg, 130–200 °C, 30% from **12**; (g) maleic anhydride, benzene, rt, 2 d, 99%.



Scheme 3. Reagents and conditions: (a) Pt_2O , H_2 (1 atm), THF, rt, overnight; (b) $(\text{DHQD})_2\text{AQN}$, MeOH, Et_2O , -18°C , 3 d; (c) $(\text{COCl})_2$, toluene, rt, overnight; (d) Pd/C, H_2 (40 psi), 2,6-lutidine, THF, overnight; (e) ZnCl_2 , Et_3N , TMSCl, benzene, rt (0.5 h) to 40°C , overnight; (f) O_3 , MeOH/ CH_2Cl_2 (4:1), -7°C , 39% from 5; (g) (i) PhSeCl, pyridine, CH_2Cl_2 , 0°C , 0.5 h; (ii) 35% H_2O_2 , CH_2Cl_2 , 0°C , 0.5 h, 48%.

Attempts to form the silylenol ether by conventional methods, for example, using a base and then chlorotrimethylsilane, failed. However, enolization of aldehyde **17** in the presence of chlorotrimethylsilane using triethylamine-zinc chloride complex¹⁸ was successful, and the product was immediately ozonolyzed¹⁹ to yield β -keto ester **18** in a 39% yield and 6 steps from **5**. Introduction of the α,β -unsaturation in **18** to yield α,β -unsaturated β -keto ester **3** was done as previously described² using PhSeCl and hydrogen peroxide. Keto ester **3** was obtained in a 90% enantiomeric excess²⁰ and **3** has previously been transformed to the target dialdehyde **2** in a 25% overall yield.²

In summary, we have developed a facile method for the asymmetric synthesis of an important intermediate in the synthesis of biologically active dialdehydes utilizing a nonenzymatic asymmetric desymmetrization (ADS) reaction. We have also shown that reactive exocyclic dienes can be readily synthesized from quaternary amines using recyclable ion-exchange resins, eliminating the need for expensive silver salts.

Acknowledgement

Financial support from the Swedish Natural Science Council is gratefully acknowledged.

References and notes

- (a) Anke, H.; Sterner, O. *Planta Med.* **1991**, *57*, 344–346; (b) Sterner, O.; Bergman, R.; Kihlberg, J.; Wickberg, B. *J. Nat. Prod.* **1985**, *48*, 279–288; (c) Sterner, O.; Carter, R.; Nilsson, L. *Mutat. Res.* **1987**, *188*, 169–174; (d) Gustafsson, J.; Jonassohn, M.; Kahnberg, P.; Anke, H.; Sterner, O. *Nat. Prod. Lett.* **1997**, *9*, 253–258.
- Aujard, I.; Röme, D.; Arzel, E.; Johansson, M.; De Vos, D.; Sterner, O. *Bioorg. Med. Chem.* **2005**, *13*, 6145–6150.
- (a) Spivey, A. C.; Andrews, B. I. *Angew. Chem., Int. Ed.* **2001**, *40*, 3131–3134; (b) Willis, M. C. *J. Chem. Soc., Perkin Trans. 1* **1999**, 1765–1784.
- (a) Chen, Y.; Tian, S. K.; Deng, L. *J. Am. Chem. Soc.* **2000**, *122*, 9542–9543; (b) Hiratake, J.; Yamamoto, Y.; Oda, J. *J. Chem. Soc., Chem. Commun.* **1985**, 1717–1719.
- Becker, H.; Sharpless, K. B. *Angew. Chem., Int. Ed.* **1996**, *35*, 448.
- (a) Blomquist, A. T.; Wolinsky, J.; Meinwald, Y. C.; Longon, D. T. *J. Am. Chem. Soc.* **1956**, *77*, 6057–6063; (b) Nguyet, A. L.; Jones, M., Jr.; Bickelhaupt, F.; De Wolf, W. H. *J. Am. Chem. Soc.* **1989**, *111*, 8491–8493; (c) Sustmann, R.; Daute, P.; Sauer, R.; Sommer, A.; Trahanovsky, W. S. *Chem. Ber.* **1989**, *122*, 1551–1558.
- (a) Bailey, W. J.; Sorenson, W. R. *J. Am. Chem. Soc.* **1989**, *76*, 5421–5423; (b) Bartlett, P. D.; Wingrove, A. S.; Owyang, R. *J. Am. Chem. Soc.* **1968**, *90*, 6067–6070.
- Harmata, M.; Bohnert, G. J. *Org. Lett.* **2003**, *5*, 59–61.
- Barco, A.; Benetti, S.; Casolari, A.; Menfredini, S.; Pollini, G. P.; Polo, E.; Zanirato, V. *Tetrahedron* **1989**, *45*, 3935–3944.
- Hegedus, L. S.; Kambe, N.; Ishii, Y.; Mori, A. *J. Org. Chem.* **1985**, *50*, 2240–2243.
- Martin, H. D.; Mayer, B. *Tetrahedron Lett.* **1979**, 2351–2352.
- (a) Wilkening, D.; Mundy, B. P. *Synth. Commun.* **1984**, *14*, 227–238; (b) Padwa, A.; Hornbuckle, S. F.; Fryxell, G. E.; Stull, P. D. *J. Org. Chem.* **1989**, *54*, 817–824.
- Hanessian, S.; Ugolini, A.; Dubé, D.; Glamyan, A. *Can. J. Chem.* **1984**, *62*, 2146–2147.
- Activation/regeneration of ion-exchange resin*: The resin should be activated prior to use according to the method described by the supplier, DOWEX 550A OH; regenerant, 4–8% NaOH; rinse requirement, 2–5 Bed volumes; temperature, ambient or up to 60°C .
- Ishizumi, K.; Antoku, F.; Maruyama, I.; Kojima, A. *European Patent Application* **1986**, EP 86-104190, CAN 106-33119.
- Based on the enantiomeric excess of the final product **3** ee was determined using chiral chromatography: Daicel CHIRAL PAK AD-RH column (4.6×150 mm, particle size $5 \mu\text{M}$), Waters 2705 Separations Module, Waters 2996 Photodiode Array Detector and acetonitrile/water eluent.
- Houpis, I. N.; Molina, A.; Reamer, R. A.; Lynch, J. E.; Volante, R. P.; Reider, P. J. *Tetrahedron Lett.* **1993**, *34*, 2593–2596.
- Simoneau, B.; Brassard, P. *Tetrahedron* **1988**, *44*, 1015–1022.
- (a) Arai, Y.; Hayashi, Y.; Yamamoto, M.; Takayama, H.; Koizumi, T. *J. Chem. Soc., Perkin Trans. 1* **1988**, 3133–3140; (b) Corey, E. J.; Peterson, R. T. *Tetrahedron Lett.* **1985**, *26*, 5025–5028.
- Methyl (3aS,7aS)-6-oxo-2,3,3a,6,7,7a-hexahydro-1H-indene-5-carboxylate (3)*. PhSeCl (201 mg, 1.05 mmol) was dissolved in CH_2Cl_2 (30 ml) and cooled to 0°C . Pyridine (89 μl , 1.10 mmol) was added and the orange

solution turned yellow. The resulting mixture was stirred for 15 min at 0 °C and **18** (191 mg, 0.97 mmol) in CH₂Cl₂ (3.5 ml) was added. The solution was stirred for an additional 15 min. The reaction mixture was washed with 2 M aqueous HCl (2 × 15 ml), cooled to 0 °C and 35% aqueous H₂O₂ (70 μl) was added. An additional amount of H₂O₂ (70 μl) was added after 10 min and again after 20 min. After a further 10 min, H₂O (10 ml) was added and the layers were separated. The organic layer was washed with saturated aqueous NaHCO₃, dried, concen-

trated and chromatographed to give **3** (75 mg, 0.39 mmol, 48%) and recovered **18** (32 mg, 0.16 mmol, 17%): ¹H NMR (400 MHz, CDCl₃) δ 1.41 (1H, m), 1.68 (1H, m), 1.71 (2H, m), 1.87 (1H, m), 2.07 (1H, m), 2.48 (1H, m), 2.60 (1H, m), 2.62 (1H, m), 2.94 (1H, m), 3.82 (3H, s), 7.49 (1H, d, *J* = 3.8 Hz); ¹³C NMR CDCl₃ (100 MHz) δ 24.3, 30.6, 31.1, 37.9, 40.2, 41.5, 52.2, 131.1, 158.8, 165.1, 194.9; HRMS (FAB): for C₁₁H₁₅O₃ calcd 195.1021 [M+H]⁺; found 195.1030. [α]_D²⁰ -52 (*c* 0.04, CHCl₃).